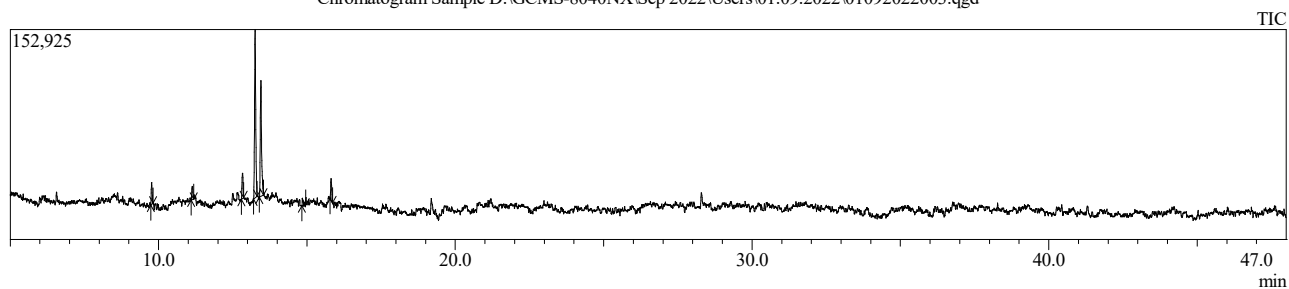


TNAU

Sample Information

Analyzed by : Admin
 Analyzed : 01-Sep-22 7:20:09 PM
 Sample Type : Unknown
 Level # : 1
 Sample Name : Sample
 Sample ID : 1-2
 IS Amount : [1]=1
 Sample Amount : 1
 Dilution Factor : 1
 Vial # : 2
 Injection Volume : 2.00
 Data File : D:\GCMS-8040NX\Sep 2022\Users\01.09.2022\01092022003.qgd
 Org Data File : D:\GCMS-8040NX\Sep 2022\Users\01.09.2022\01092022003.qgd
 Method File : D:\GCMS-8040NX\Sep 2022\Method\Scan_methodfile.qgm
 Org Method File : D:\GCMS-8040NX\Sep 2022\Method\Scan_methodfile.qgm
 Report File :
 Tuning File : D:\GCMS-8040NX\Aug 2022\Tuning Data\TUNING 25082022.qgt
 Modified by : Admin
 Modified : 05-Sep-22 10:55:08 AM

Chromatogram Sample D:\GCMS-8040NX\Sep 2022\Users\01.09.2022\01092022003.qgd



Peak Report TIC

Peak#	R.Time	Area	Area%	Height	Height%	A/H	Similarity	Name
1	9.768	33941	4.52	15671	5.76	2.17	93	Pentasiloxane, dodecamethyl-
2	11.139	23882	3.18	9697	3.57	2.46	59	Decanoic acid-TMS
3	12.828	44478	5.92	18393	6.77	2.42	34	Methyl linoleate
4	13.253	345575	46.01	122546	45.08	2.82	54	Methyl cis-13,16-Docosadienate
5	13.448	256188	34.11	84440	31.06	3.03	54	Methyl cis-13,16-Docosadienate
6	14.845	9634	1.28	5207	1.92	1.85	19	Docosapentaenoic acid-TMS
7	15.815	37318	4.97	15877	5.84	2.35	78	Malic acid 1-ethyl ester, 2TMS
		751016	100.00	271831	100.00			

Library

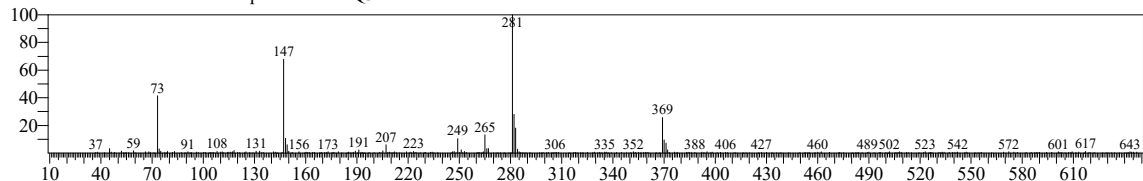
TNAU

<< Target >>

Line#:1 R.Time:9.770(Scan#:955) MassPeaks:322

RawMode:Averaged 9.765-9.775(954-956) BasePeak:281.05(3679)

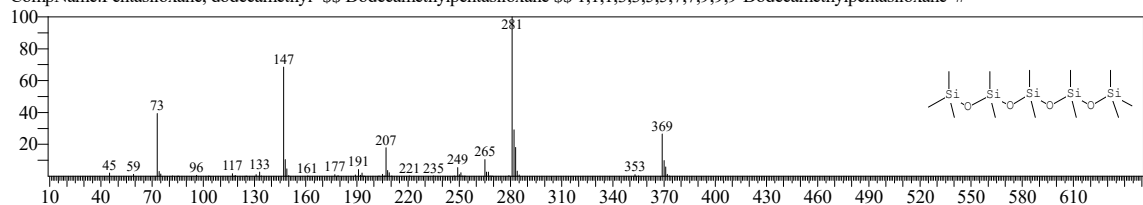
BG Mode:Calc. from Peak Group 1 - Event 1 Q3 Scan



Hit#:1 Entry:40975 Library:NIST20R.lib

SI:93 Formula:C₁₂H₃₆O₄Si₅ CAS:141-63-9 MolWeight:384 RetIndex:1068

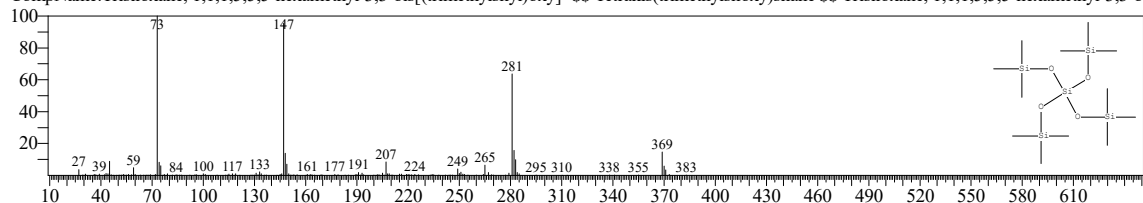
CompName:Pentasiloxane, dodecamethyl- \$\$ Dodecamethylpentasiloxane \$\$ 1,1,1,3,3,5,5,7,7,9,9-Dodecamethylpentasiloxane #



Hit#:2 Entry:249272 Library:NIST20M1.lib

SI:82 Formula:C₁₂H₃₆O₄Si₅ CAS:3555-47-3 MolWeight:384 RetIndex:1068

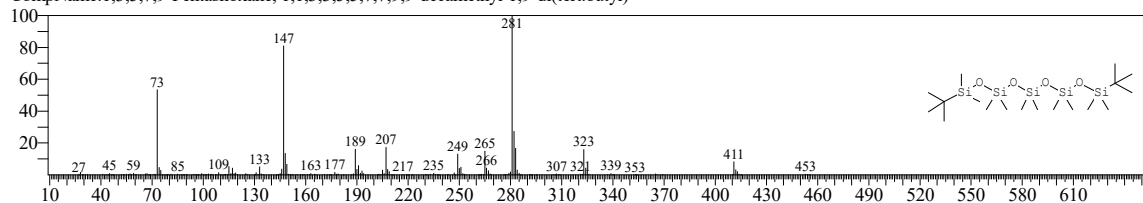
CompName:Trisiloxane, 1,1,1,5,5,5-hexamethyl-3,3-bis[(trimethylsilyl)oxy]- \$\$ Tetrakis(trimethylsiloxy)silane \$\$ Trisiloxane, 1,1,1,5,5,5-hexamethyl-3,3-b



Hit#:3 Entry:27848 Library:NIST20M2.lib

SI:79 Formula:C₁₈H₄₈O₄Si₅ CAS:0-00-0 MolWeight:468 RetIndex:1495

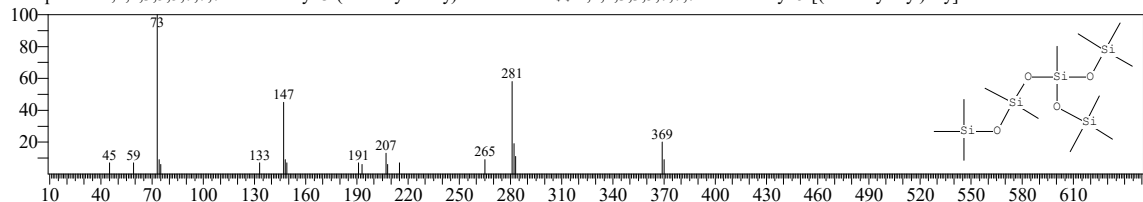
CompName:1,3,5,7,9-Pentasiloxane, 1,1,3,3,5,5,7,7,9,9-decamethyl-1,9-di(tert.butyl)-



Hit#:4 Entry:249271 Library:NIST20M1.lib

SI:77 Formula:C₁₂H₃₆O₄Si₅ CAS:38146-99-5 MolWeight:384 RetIndex:1068

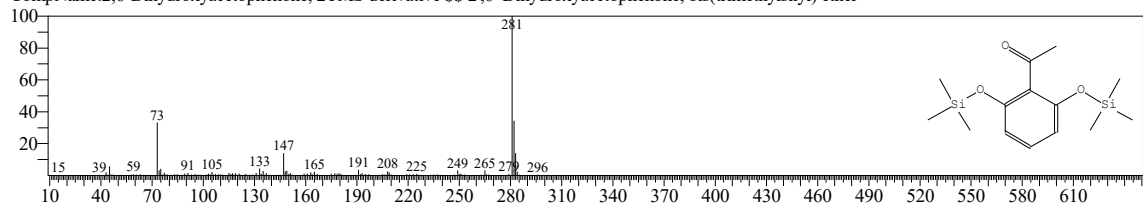
CompName:1,1,1,3,5,5,7,7,7-Nonamethyl-3-(trimethylsiloxy)tetrasiloxane \$\$ 1,1,1,3,3,5,5,7,7,7-Nonamethyl-5-[(trimethylsilyl)oxy]tetrasiloxane #



Hit#:5 Entry:158097 Library:NIST20M1.lib

SI:74 Formula:C₁₄H₂₄O₃Si₂ CAS:0-00-0 MolWeight:296 RetIndex:1625

CompName:2,6-Dihydroxyacetophenone, 2TMS derivative \$\$ 2',6'-Dihydroxyacetophenone, bis(trimethylsilyl) ether



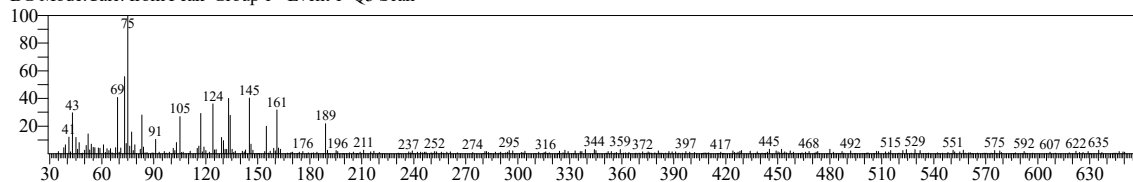
TNAU

<< Target >>

Line#:2 R.Time:11.140(Scan#:1229) MassPeaks:337

RawMode:Averaged 11.135-11.145(1228-1230) BasePeak:75.05(1241)

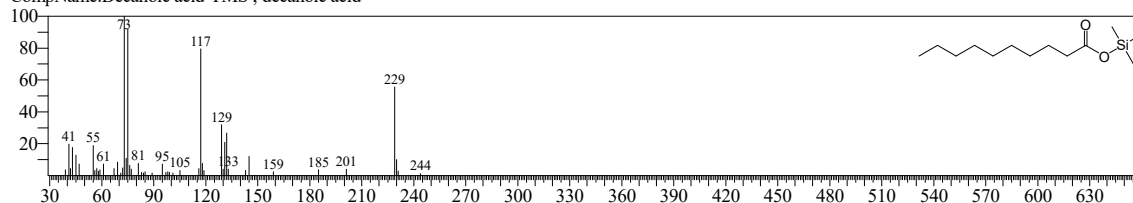
BG Mode:Calc. from Peak Group 1 - Event 1 Q3 Scan



Hit#:1 Entry:129 Library:OA_TMS_DB5_67min_V3.lib

SI:59 Formula:C₁₃H₂₈O₂Si CAS:334-48-5 MolWeight:244 RetIndex:1457

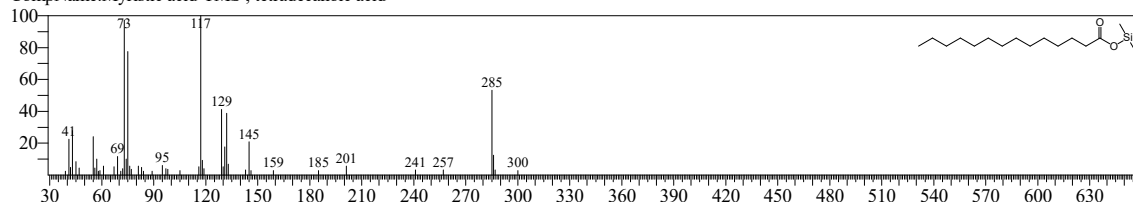
CompName:Decanoic acid-TMS ; decanoic acid



Hit#:2 Entry:331 Library:OA_TMS_DB5_67min_V3.lib

SI:58 Formula:C₁₇H₃₆O₂Si CAS:544-63-8 MolWeight:300 RetIndex:1850

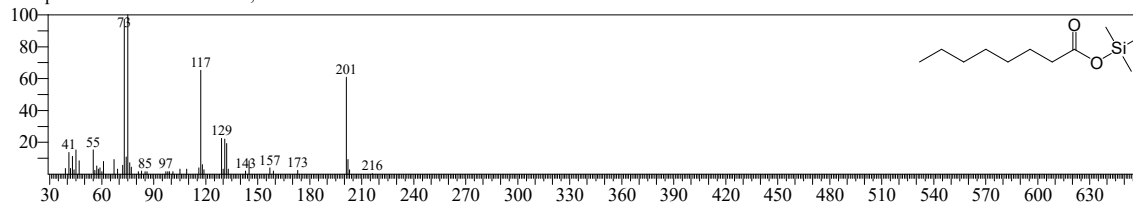
CompName:Myristic acid-TMS ; tetradecanoic acid



Hit#:3 Entry:70 Library:OA_TMS_DB5_67min_V3.lib

SI:58 Formula:C₁₁H₂₄O₂Si CAS:124-07-2 MolWeight:216 RetIndex:1263

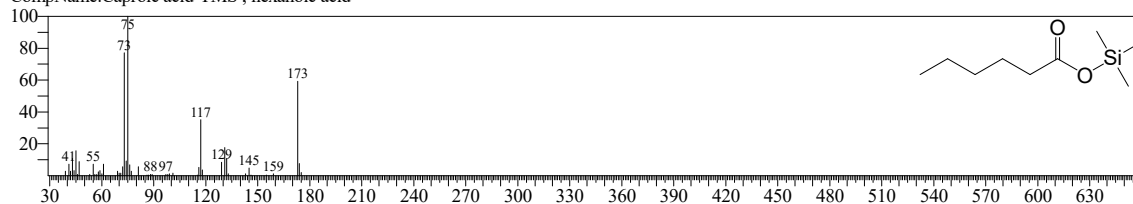
CompName:Octanoic acid-TMS ; octanoic acid



Hit#:4 Entry:11 Library:OA_TMS_DB5_67min_V3.lib

SI:57 Formula:C₉H₂₀O₂Si CAS:142-62-1 MolWeight:188 RetIndex:1071

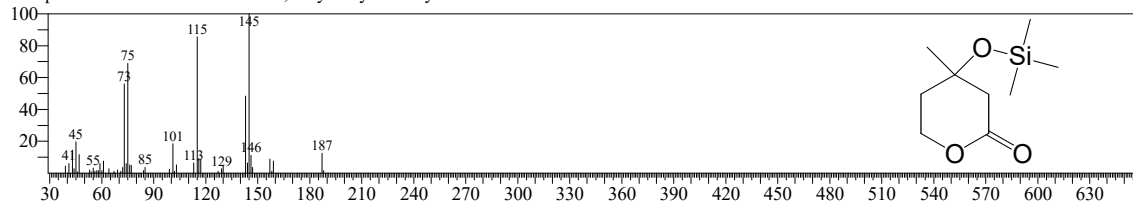
CompName:Caproic acid-TMS ; hexanoic acid



Hit#:5 Entry:106 Library:OA_TMS_DB5_67min_V3.lib

SI:57 Formula:C₉H₁₈O₃Si CAS:503-48-0 MolWeight:202 RetIndex:1378

CompName:Mevalonic lactone-TMS ; 4-hydroxy-4-methyloxan-2-one



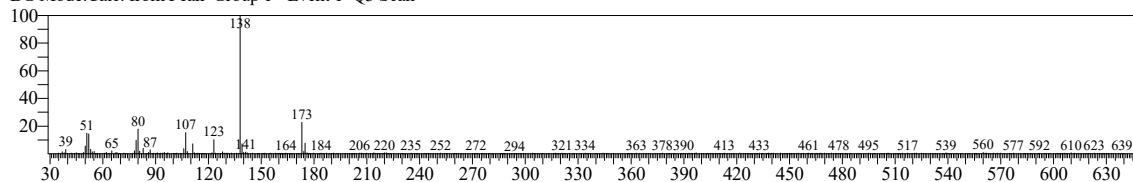
TNAU

<< Target >>

Line#3 R.Time:12.830(Scan#:1567) MassPeaks:368

RawMode:Averaged 12.825-12.835(1566-1568) BasePeak:138.10(5717)

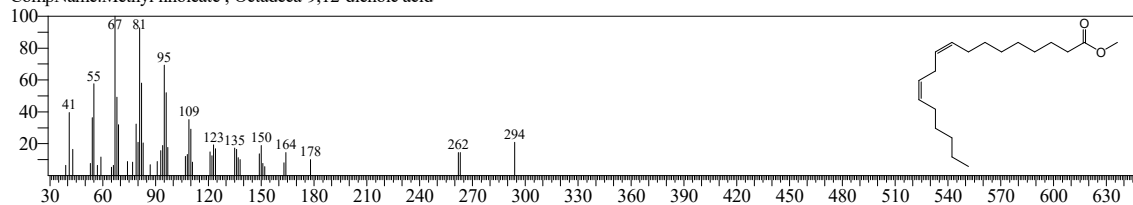
BG Mode:Calc. from Peak Group 1 - Event 1 Q3 Scan



Hit#1 Entry:21 Library:FA_ME_SP2560_EI_V3.lib

SI:34 Formula:C19H34O2 CAS:60-33-3 MolWeight:294 RetIndex:2775

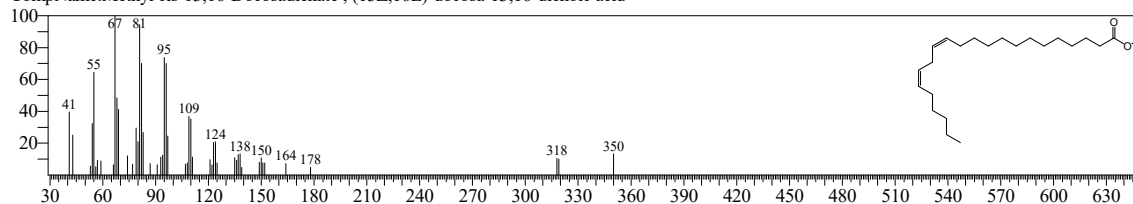
CompName:Methyl linoleate ; Octadeca-9,12-dienoic acid



Hit#2 Entry:34 Library:FA_ME_SP2560_EI_V3.lib

SI:34 Formula:C23H42O2 CAS:7370-49-2 MolWeight:350 RetIndex:3169

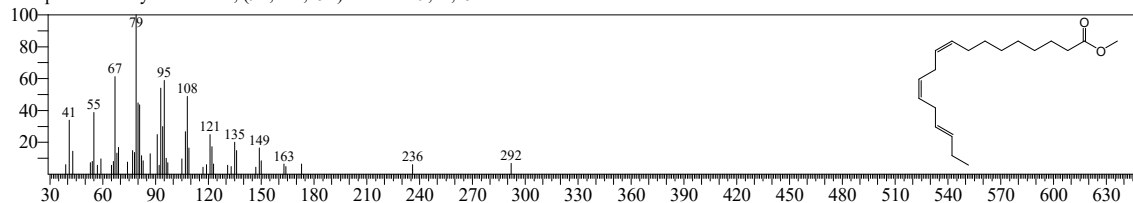
CompName:Methyl cis-13,16-Docosadienate ; (13Z,16E)-docosa-13,16-dienoic acid



Hit#3 Entry:25 Library:FA_ME_SP2560_EI_V3.lib

SI:34 Formula:C19H32O2 CAS:463-40-1 MolWeight:292 RetIndex:2892

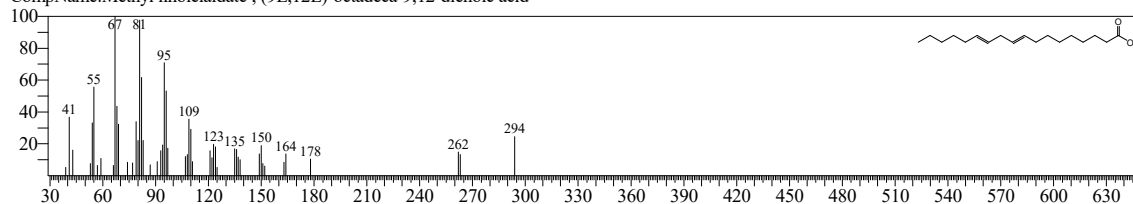
CompName:Methyl linolenate ; (9Z,12Z,15Z)-octadeca-9,12,15-trienoic acid



Hit#4 Entry:20 Library:FA_ME_SP2560_EI_V3.lib

SI:34 Formula:C19H34O2 CAS:506-21-8 MolWeight:294 RetIndex:2727

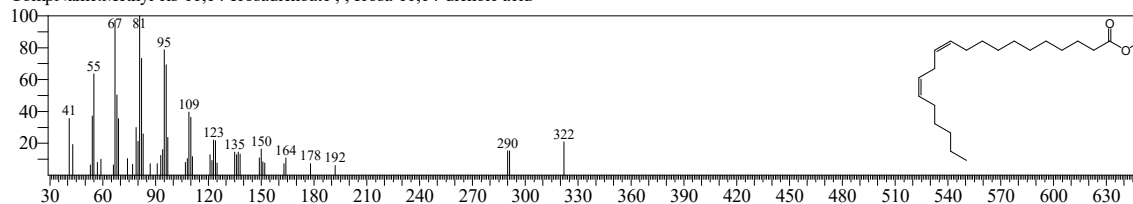
CompName:Methyl linolelaidate ; (9E,12E)-octadeca-9,12-dienoic acid



Hit#5 Entry:27 Library:FA_ME_SP2560_EI_V3.lib

SI:33 Formula:C21H38O2 CAS:2091-39-6 MolWeight:322 RetIndex:2973

CompName:Methyl cis-11,14-Icosadienoate ; ; Icosa-11,14-dienoic acid



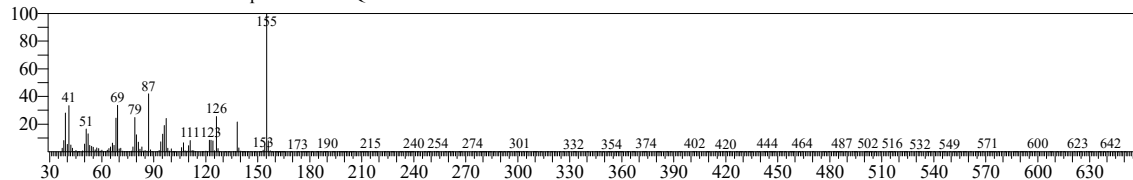
TNAU

<< Target >>

Line#:4 R.Time:13.255(Scan#:1652) MassPeaks:361

RawMode:Averaged 13.250-13.260(1651-1653) BasePeak:155.05(19445)

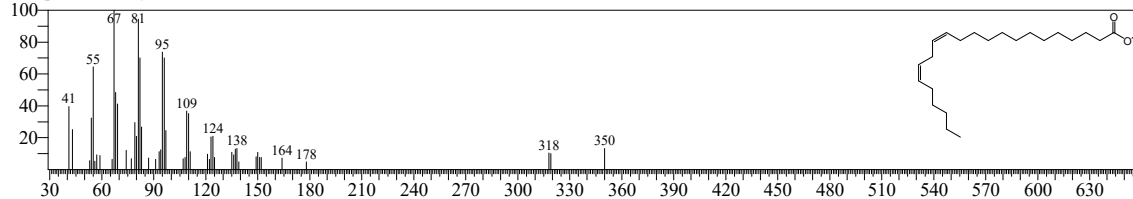
BG Mode:Calc. from Peak Group 1 - Event 1 Q3 Scan



Hit#:1 Entry:34 Library:FA_ME_SP2560_EI_V3.lib

SI:54 Formula:C23H42O2 CAS:7370-49-2 MolWeight:350 RetIndex:3169

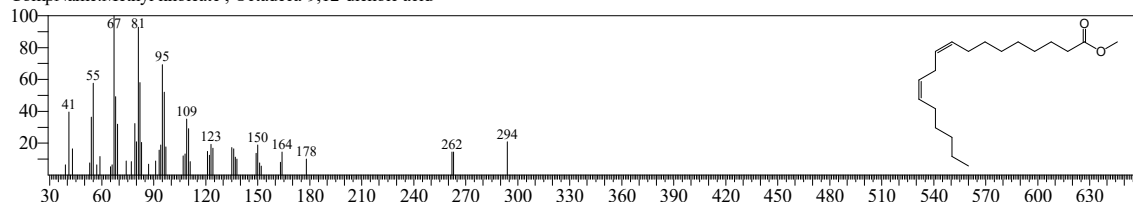
CompName:Methyl cis-13,16-Docosadienate ; (13Z,16E)-docosa-13,16-dienoic acid



Hit#:2 Entry:21 Library:FA_ME_SP2560_EI_V3.lib

SI:52 Formula:C19H34O2 CAS:60-33-3 MolWeight:294 RetIndex:2775

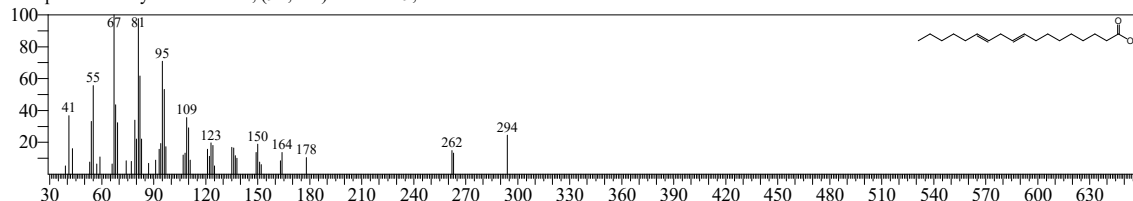
CompName:Methyl linoleate ; Octadeca-9,12-dienoic acid



Hit#:3 Entry:20 Library:FA_ME_SP2560_EI_V3.lib

SI:52 Formula:C19H34O2 CAS:506-21-8 MolWeight:294 RetIndex:2727

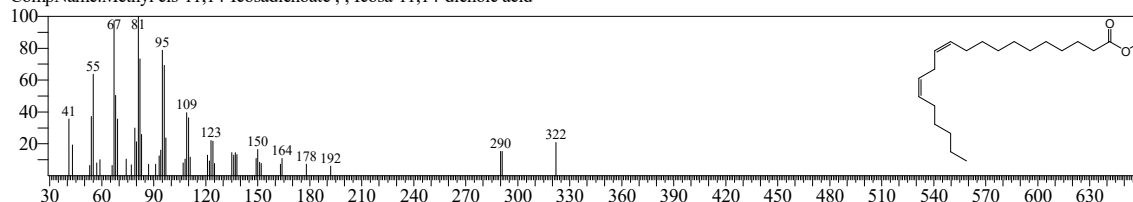
CompName:Methyl linolelaidate ; (9E,12E)-octadeca-9,12-dienoic acid



Hit#:4 Entry:27 Library:FA_ME_SP2560_EI_V3.lib

SI:52 Formula:C21H38O2 CAS:2091-39-6 MolWeight:322 RetIndex:2973

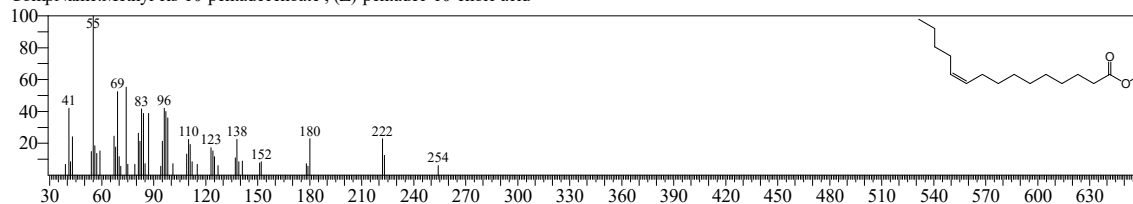
CompName:Methyl cis-11,14-Icosadienoate ; Icosa-11,14-dienoic acid



Hit#:5 Entry:11 Library:FA_ME_SP2560_EI_V3.lib

SI:52 Formula:C16H30O2 CAS:84743-29-3 MolWeight:254 RetIndex:2388

CompName:Methyl cis-10-pentadecenoate ; (Z)-pentadec-10-enoic acid



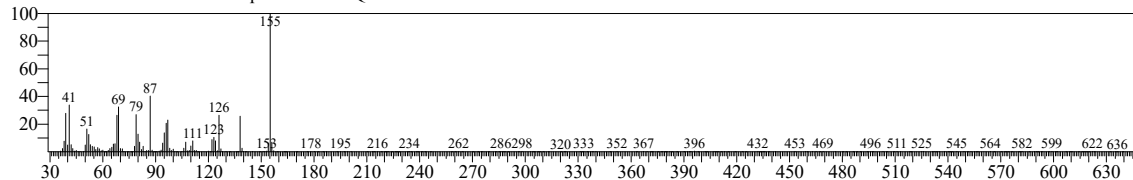
TNAU

<< Target >>

Line#:5 R.Time:13.450(Scan#:1691) MassPeaks:285

RawMode:Averaged 13.445-13.455(1690-1692) BasePeak:155.10(13749)

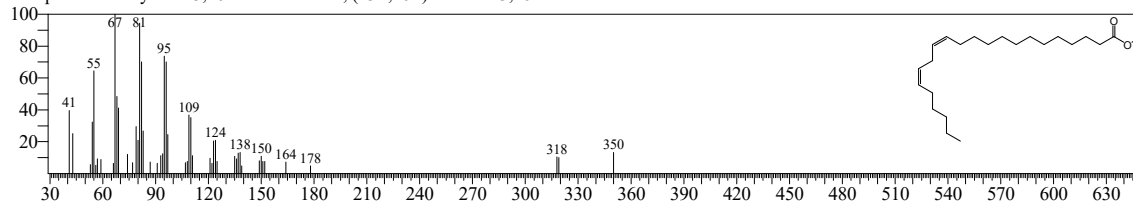
BG Mode:Calc. from Peak Group 1 - Event 1 Q3 Scan



Hit#:1 Entry:34 Library:FA_ME_SP2560_EI_V3.lib

SI:54 Formula:C23H42O2 CAS:7370-49-2 MolWeight:350 RetIndex:3169

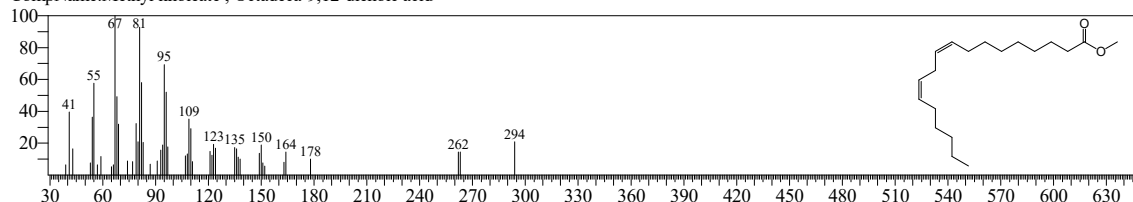
CompName:Methyl cis-13,16-Docosadienate ; (13Z,16E)-docosa-13,16-dienoic acid



Hit#:2 Entry:21 Library:FA_ME_SP2560_EI_V3.lib

SI:53 Formula:C19H34O2 CAS:60-33-3 MolWeight:294 RetIndex:2775

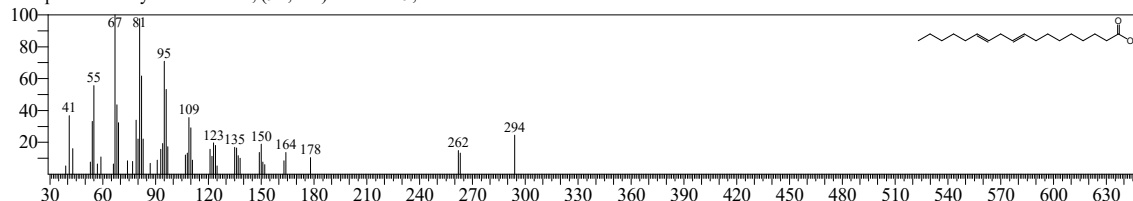
CompName:Methyl linoleate ; Octadeca-9,12-dienoic acid



Hit#:3 Entry:20 Library:FA_ME_SP2560_EI_V3.lib

SI:52 Formula:C19H34O2 CAS:506-21-8 MolWeight:294 RetIndex:2727

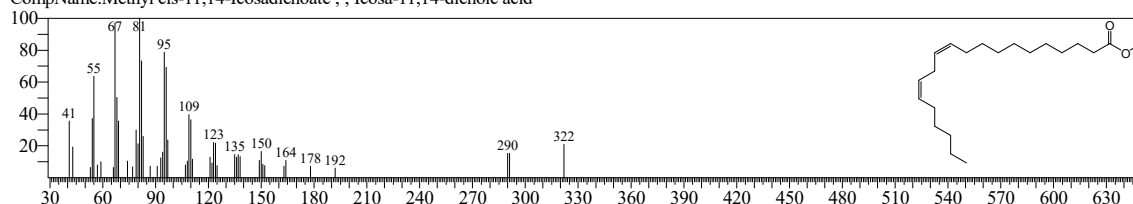
CompName:Methyl linolelaidate ; (9E,12E)-octadeca-9,12-dienoic acid



Hit#:4 Entry:27 Library:FA_ME_SP2560_EI_V3.lib

SI:52 Formula:C21H38O2 CAS:2091-39-6 MolWeight:322 RetIndex:2973

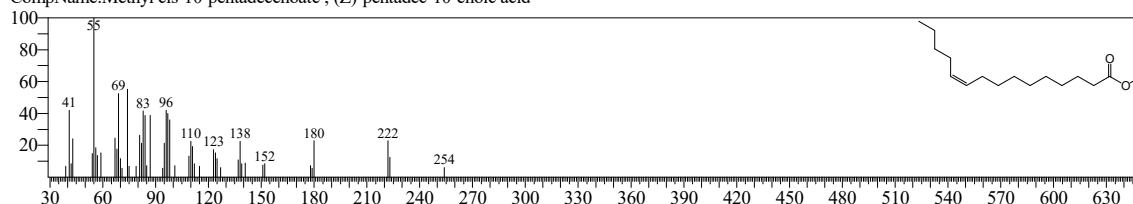
CompName:Methyl cis-11,14-Icosadienoate ; Icosa-11,14-dienoic acid



Hit#:5 Entry:11 Library:FA_ME_SP2560_EI_V3.lib

SI:52 Formula:C16H30O2 CAS:84743-29-3 MolWeight:254 RetIndex:2388

CompName:Methyl cis-10-pentadecenoate ; (Z)-pentadec-10-enoic acid



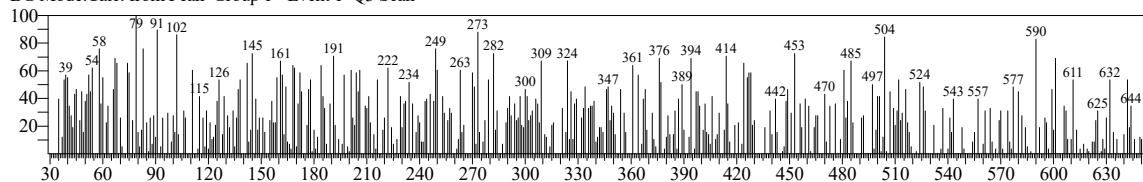
TNAU

<< Target >>

Line#:6 R.Time:14.845(Scan#:1970) MassPeaks:401

RawMode:Averaged 14.840-14.850(1969-1971) BasePeak:79.00(58)

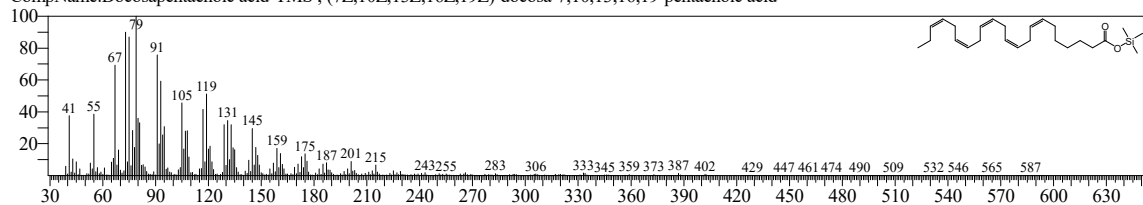
BG Mode:Calc. from Peak Group 1 - Event 1 Q3 Scan



Hit#:1 Entry:534 Library:OA_TMS_DB5_67min_V3.lib

SI:19 Formula:C25H42O2Si CAS:24880-45-3 MolWeight:402 RetIndex:2591

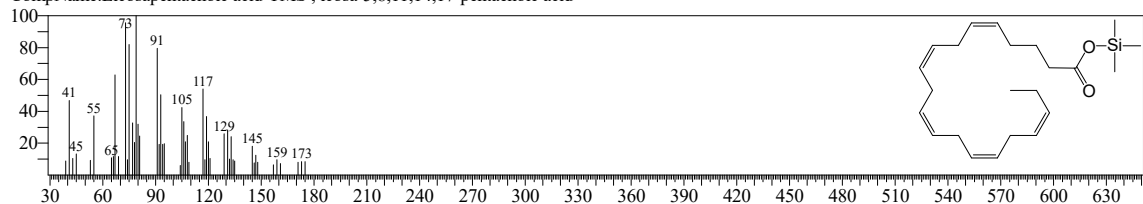
CompName:Docosapentaenoic acid-TMS ; (7Z,10Z,13Z,16Z,19Z)-docosa-7,10,13,16,19-pentaenoic acid



Hit#:2 Entry:509 Library:OA_TMS_DB5_67min_V3.lib

SI:19 Formula:C23H38O2Si CAS:10417-94-4 MolWeight:374 RetIndex:2389

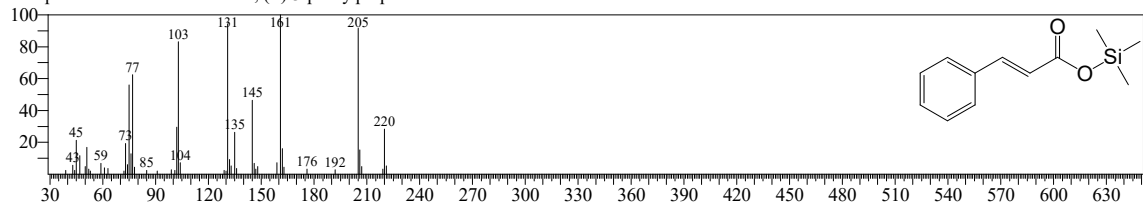
CompName:Eicosapentaenoic acid-TMS ; icoso-5,8,11,14,17-pentaenoic acid



Hit#:3 Entry:171 Library:OA_TMS_DB5_67min_V3.lib

SI:18 Formula:C12H16O2Si CAS:140-10-3 MolWeight:220 RetIndex:1552

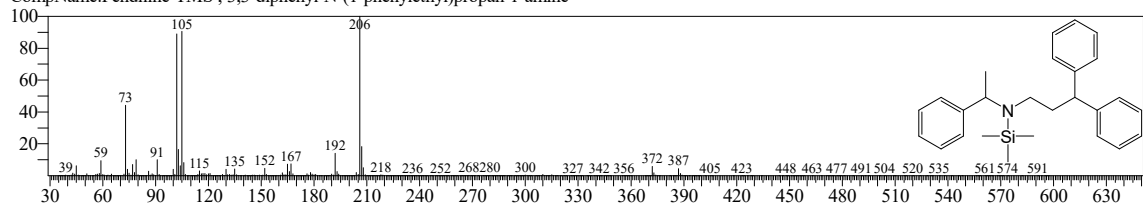
CompName:Cinnamic acid-TMS ; (E)-3-phenylprop-2-enoic acid



Hit#:4 Entry:537 Library:OA_TMS_DB5_67min_V3.lib

SI:17 Formula:C26H33NSi CAS:13042-18-7 MolWeight:387 RetIndex:2646

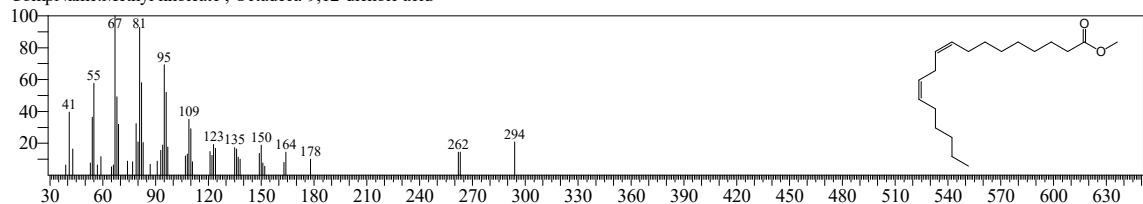
CompName:Fendiline-TMS ; 3,3-diphenyl-N-(1-phenylethyl)propan-1-amine



Hit#:5 Entry:21 Library:FA_ME_SP2560_EI_V3.lib

SI:17 Formula:C19H34O2 CAS:60-33-3 MolWeight:294 RetIndex:2775

CompName:Methyl linoleate ; Octadeca-9,12-dienoic acid



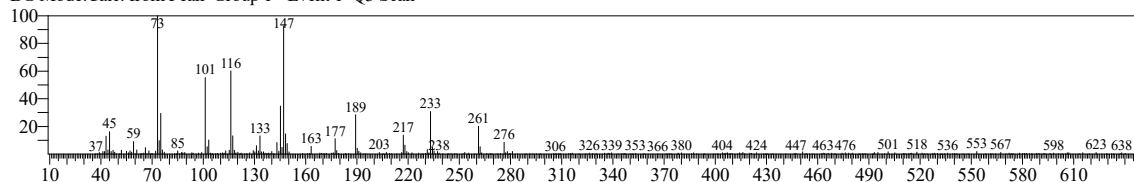
TNAU

<< Target >>

Line#:7 R.Time:15.815(Scan#:2164) MassPeaks:308

RawMode:Averaged 15.810-15.820(2163-2165) BasePeak:73.05(2412)

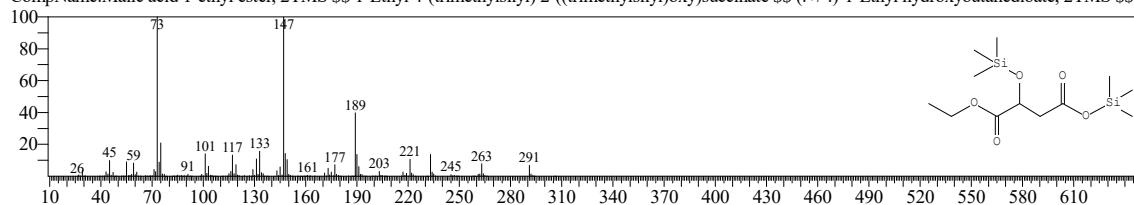
BG Mode:Calc. from Peak Group 1 - Event 1 Q3 Scan



Hit#:1 Entry:169946 Library:NIST20M1.lib

SI:78 Formula:C₁₂H₂₆O₅Si₂ CAS:0-00-0 MolWeight:306 RetIndex:1380

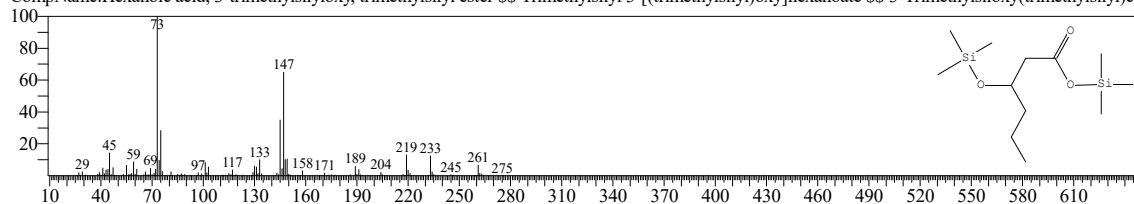
CompName:Malic acid 1-ethyl ester, 2TMS \$ 1-Ethyl 4-(trimethylsilyl) 2-((trimethylsilyl)oxy)succinate \$ (./-.)-1-Ethyl hydroxybutanedioate, 2TMS \$ 1



Hit#:2 Entry:33630 Library:NIST20R.lib

SI:75 Formula:C₁₂H₂₈O₃Si₂ CAS:136788-82-4 MolWeight:276 RetIndex:1213

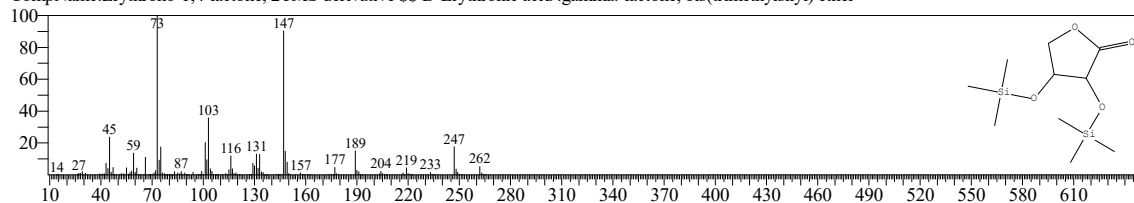
CompName:Hexanoic acid, 3-trimethylsilyloxy, trimethylsilyl ester \$ Trimethylsilyl 3-[(trimethylsilyl)oxy]hexanoate \$ 3-Trimethylsiloxy(trimethylsilyl)ca



Hit#:3 Entry:117877 Library:NIST20M1.lib

SI:75 Formula:C₁₀H₂₂O₄Si₂ CAS:0-00-0 MolWeight:262 RetIndex:1317

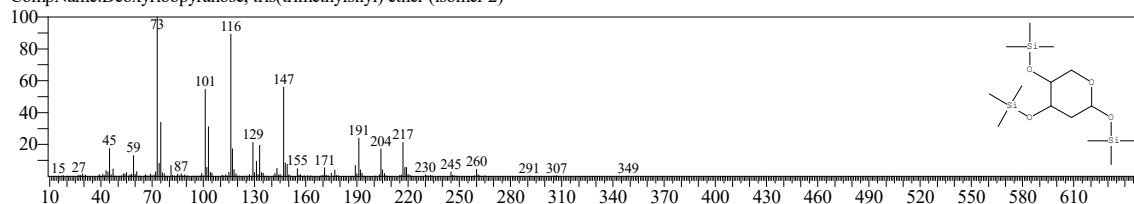
CompName:Erythrono-1,4-lactone, 2TMS derivative \$ D-Erythronic acid .gamma.-lactone, bis(trimethylsilyl) ether



Hit#:4 Entry:219755 Library:NIST20M1.lib

SI:75 Formula:C₁₄H₃₄O₄Si₃ CAS:0-00-0 MolWeight:350 RetIndex:1446

CompName:Deoxyribose, tris(trimethylsilyl) ether (isomer 2)



Hit#:5 Entry:219752 Library:NIST20M1.lib

SI:75 Formula:C₁₄H₃₄O₄Si₃ CAS:33648-76-9 MolWeight:350 RetIndex:1431

CompName:D-2-Deoxyribose, 3TMS derivative \$ 2-Deoxy ribose O,O',O"-tris(trimethylsilyl)- \$ 2-Deoxy-3,4,5-tris-O-(trimethylsilyl)pentose #

